



- Wireless CROS / BiCROS
- easyclick
- Sound Dynamix
- Adaptive Directional Microphone (ADM)
- Adaptive Feedback Cancellation (AFC<sup>2</sup>)
- Adaptive Noise Reduction (ANR)
- Notch Filter (manual)
- Expansion (Squelch)
- Data Logging
- Number of Programs: 4\*
- Program Switch Tones (programmable)
- WDRC-Channels: 8
- Channels: 16
- Low Battery Indicator (programmable)
- Water repellent coating
- Options: Volume Control, Program Switch, Auto T-Coil\*\*, Auto Phone

\* 4 programs incl. Auto T-Coil/Auto Phone; 6 programs within automatic program \*\* Option only available in BiCORS mode

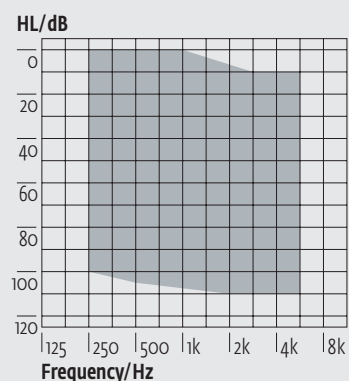
Technical Data	EN 60118-7: 2005 (2 ccm-coupler)	EN 60118-0: 1994 (Ear Simulator)	ANSI S3.22-2003 (2 ccm-coupler)
<b>Operating Voltage</b>	1.30 V	1.30 V	1.30 V
<b>Acoustic Gain (50 dB SPL)</b>			
HFA	56 dB	-	56 dB
1600 Hz	-	64 dB	-
Peak Value	62 dB	72 dB	62 dB
<b>Max. Output (90 dB SPL)</b>			
HFA	113 dB SPL	-	113 dB SPL
1600 Hz	-	120 dB SPL	-
Peak Value	117dB SPL	127 dB SPL	117 dB SPL
<b>Reference Test Gain</b>	36 dB	43 dB	36 dB
<b>Induction Coil Sensitivity</b>	84 dB SPL	88 dB SPL	110 dB SPL
<b>Frequency Range</b>	100 Hz-8000 Hz	100 Hz-8000 Hz	100 Hz-8000 Hz
<b>Total Harmonic Distortions</b>			
<b>500/800/1600 Hz</b>	1/1/1 %	1/1/1 %	1/1/1 %
<b>Equivalent Input Noise<sup>1</sup></b>	15 dB	18 dB	15 dB
<b>Battery Current<sup>2</sup></b>	0.89/2.83 mA	0.96/2.86 mA	0.89/2.83 mA
<b>Battery Type</b>	13	13	13
<b>Average Battery Life (Zinc-Air)<sup>2</sup></b>	260/80 h	260/80 h	260/80 h

<sup>1</sup> Expansion (Squelch) = 36 dB SPL <sup>2</sup> with integrated radio link in sleep mode/with integrated radio link in active mode

### PROGRAMMING

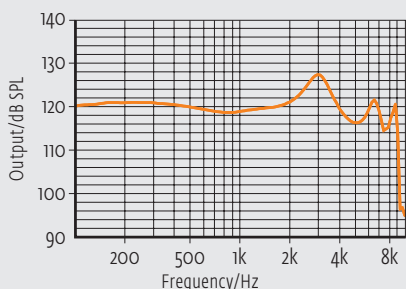
Cable: Cable set C, D, E or F  
 Battery: with Battery  
 Progr.-Box: HI-PRO  
                   HI-PRO USB  
                   HI-PRO II  
                   NOAHlink  
 Software: audifit 5.3

### FITTING RANGE

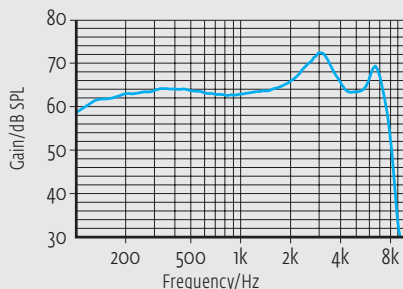


These curves are measured with **Ear Simulator (EN 60318-4)**. All sound pressure levels are referred to 20  $\mu$ Pa.

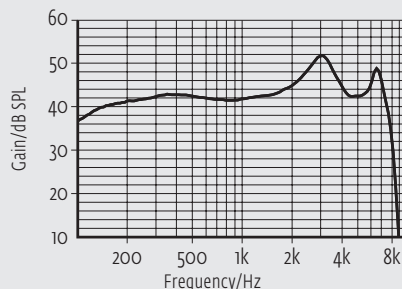
Maximum Output



Acoustic Gain

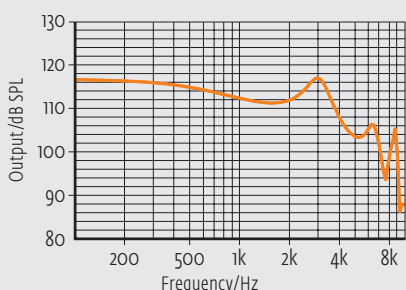


Reference Test Gain (RTG)

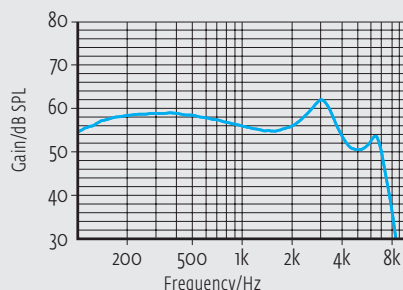


All curves are measured with **2ccm-coupler (EN 60318-5)**. All sound pressure levels are referred to 20  $\mu$ Pa.

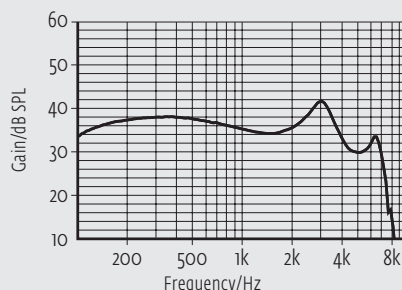
Maximum Output



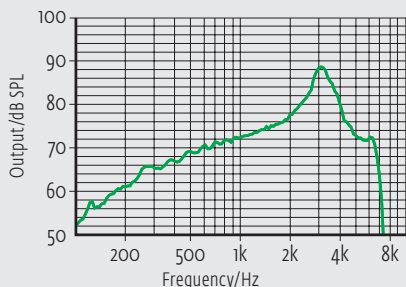
Acoustic Gain



Reference Test Gain (RTG)



Induction Coil Sensitivity



On account of the complex signal processing, the measurements of the represented curves are only possible in default setting of the device and under use of the current valid software version. Effects of the separate parameters see software.