

●● rega P



- 10k HD Sound
- Scene Detect
- Adaptive Sound Zoom
- Sound Zoom
- Adaptive Noise Guard
- Expansion (Squelch)
- Machine Noise Guard
- Wind Shield
- Adaptive Feedback Guard
- Feedback Check
- 18 WDRC-Channels
- Multi Channel MPO
- Up to 4 Programs
- Rocker Switch (programmable)
- Low Battery Indicator
- Start-up Delay
- Battery Compartment Lock
- Direct Audio Input
- Auto T-Coil/Auto Phone
- T-Coil
- Tinnitus-Module
- Data Logging
- Live View
- MySound!
- MyMusic!
- Water repellent coating
- Option: Easy Thin Tube System

Technical Data

Operating Voltage

EN 60118-7:2005 (2 cm³-coupler)

EN 60118-0/A1:1994 (Ear Simulator)

ANSI S3.22-2009 (2 cm³-coupler)

Acoustic Gain (50 dB SPL)

HFA

67 dB

–

67 dB

1600 Hz

–

76 dB

–

Peak Value

71 dB

79 dB

71 dB

Max. Output (90 dB SPL)

HFA

131 dB SPL

–

131 dB SPL

1600 Hz

–

137 dB SPL

–

Peak Value

137 dB SPL

141 dB SPL

137 dB SPL

Reference Test Gain

54 dB

60 dB

54 dB

Induction Coil Sensitivity

94 dB SPL

102 dB SPL

125 dB SPL

Frequency Range

100 Hz–6800 Hz

100 Hz–5500 Hz

100 Hz–6800 Hz

Total Harmonic Distortions

500/800/1600 Hz

2/1/1%

2/1/1%

2/1/1%

Equivalent Input Noise

24 dB

22 dB

24 dB

Battery Current

1.65 mA

1.31 mA

1.65 mA

Battery Type

13

13

13

Average Battery Life (Zinc-Air)

140 h

140 h

140 h

Tinnitusmasker*

Noise Level (RMS)

111

118

111

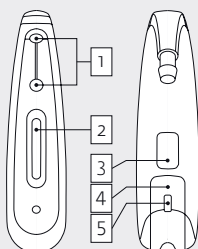
Frequency Range

100 Hz–6400 Hz

100 Hz–8000 Hz

100 Hz–6400 Hz

* Only when Tinnitus-Module is activated in audifit.



- 1 Dual Microphone system
- 2 Rocker switch
- 3 Cover flap for audio contacts
- 4 Battery compartment/On-Off-switch
- 5 Battery compartment lock

Standard



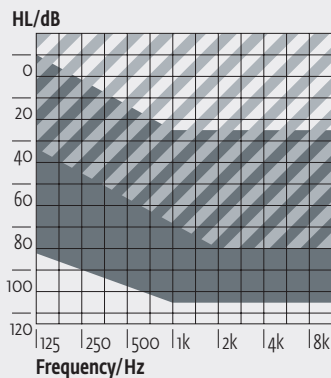
Programming

Cable: Cable set H or I
 Battery: without Battery
 Progr.-Box: HI-PRO/HI-PRO II
 HI-PRO USB
 NOAHlink
 Software: audifit 5.5



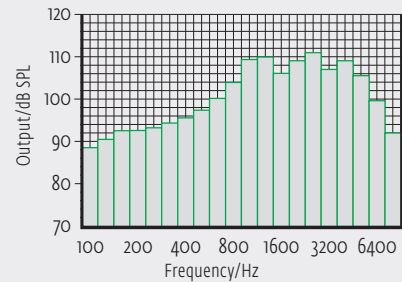
●● rega P

Fitting Range



The shaded area applies to the rega P with Easy Thin Tube Option.

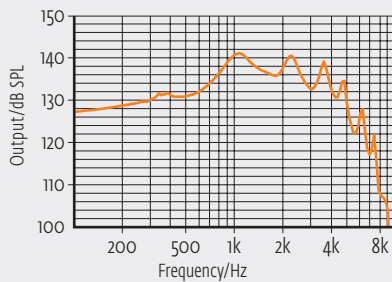
Third Octave Band Noise*



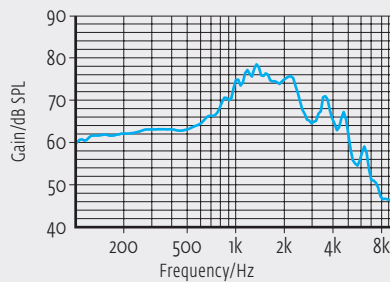
* All curves are measured with 2 cm³-coupler (EN 60318-4:2010). Only when Tinnitus-Module is activated in audifit.

All curves are measured with Ear Simulator (EN 60318-4:2010) in reference setting.

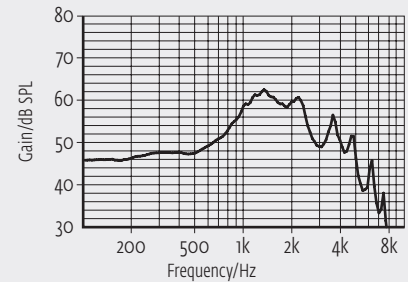
Maximum Output



Acoustic Gain

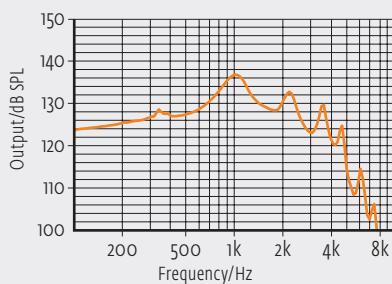


Frequency Response (RTG)

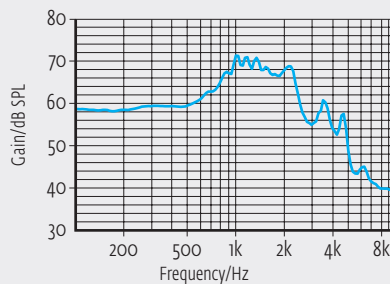


All curves are measured with 2 cm³-coupler (EN 60318-5:2006) in reference setting.

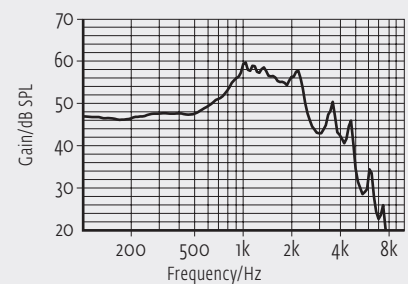
Maximum Output



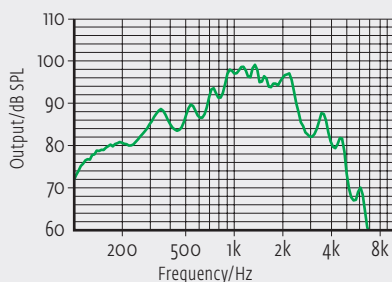
Acoustic Gain



Frequency Response (RTG)



Induction Coil Sensitivity



On account of the complex signal processing, the measurements of the represented curves are only possible in default setting of the device and under use of the current valid software version. Effects of the separate parameters see software.